

# MATERIALS & SPECIFICATIONS

PART NO.	A55200-021	REV	ECO	DATE	APP
		E	102600	05-18-16	TLM

HOUSING:  
ALUMINUM 6061-T6, NICKEL  
PLATE PER SAE-AMS-2404

INSULATOR:  
THERMOPLASTIC PER MIL-  
DTL-32139

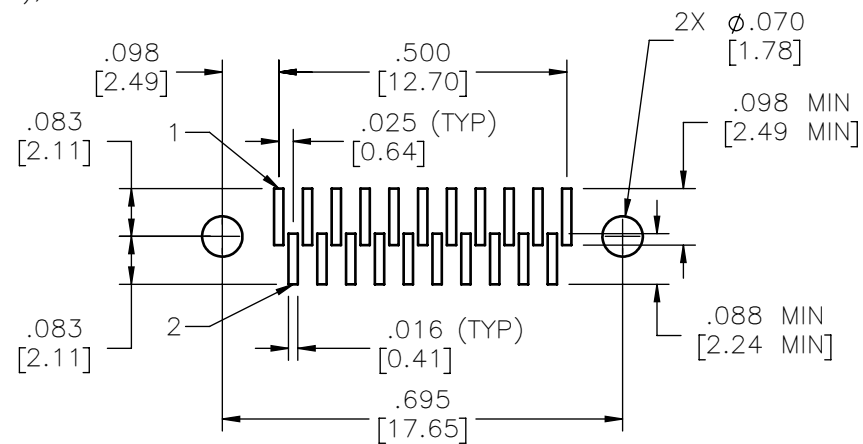
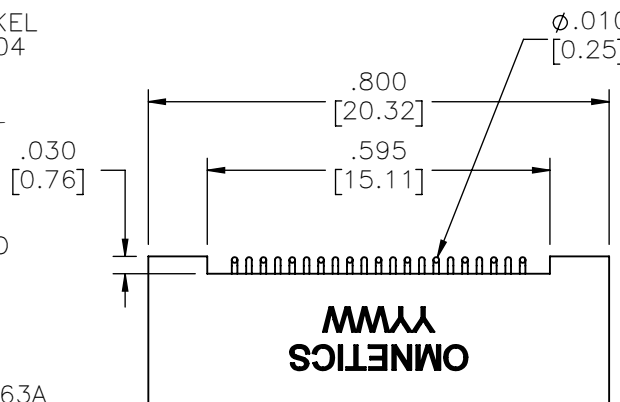
CONTACT:  
COPPER ALLOY PER MIL-  
DTL-32139, GOLD PLATED  
PER ASTM B488, (HARD  
GOLD) TYPE II CODE C,  
CLASS 1.27

TERMINATION:  
SOLDER COATED WITH SN63A  
PER J-STD-006

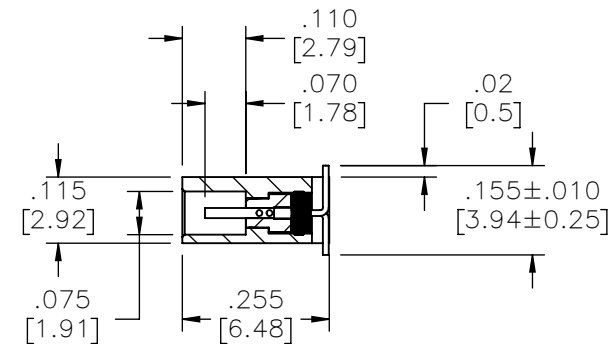
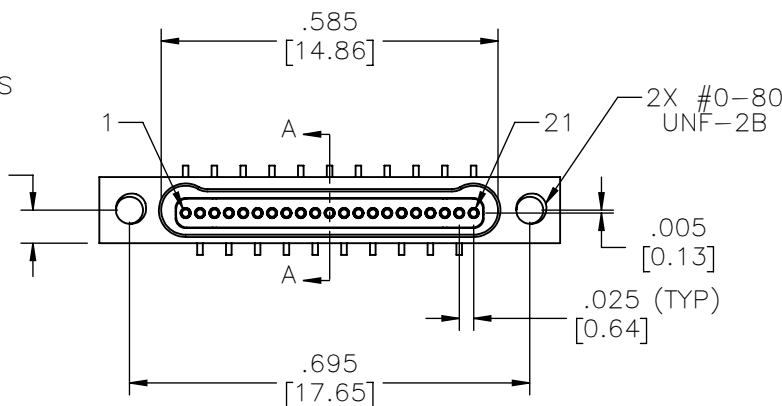
CURRENT RATING:  
1 AMP MAX PER MIL-DTL-  
32139

CONTACT RESISTANCE:  
71 MILLIOHM MAX (71MV  
DROP MAX @ 1.0 AMPS) PER  
MIL-DTL-32139

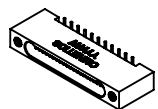
PERFORMANCE:  
PRODUCT FAMILY TESTED TO  
AND PASSED THE  
PERFORMANCE SPECIFICATIONS  
OF TABLE VIII OF MIL-DTL-  
32139



SUGGESTED PAD LAYOUT



SECTION A-A



ACTUAL SIZE

NOTE:

DIMENSIONS IN [ ] ARE IN  
MILLIMETERS UNLESS  
OTHERWISE NOTED AND ARE  
FOR REFERENCE ONLY

MBS SLDW	THIRD ANGLE $\phi$
	-TOLERANCES-
	UNLESS OTHERWISE NOTED
	DIMENSIONS IN INCHES
2	PL DEC ± .01
3	PL DEC ± .005
4	PL DEC ± .0005
	ANGLES ± 1°

THIS DRAWING CONTAINS CONFIDENTIAL AND PROPRIETARY INFORMATION WHICH IS THE PROPERTY OF OMNETICS CONNECTOR CORP. THIS DOCUMENT MAY NOT, IN WHOLE OR IN PART, BE DUPLICATED, OR DISCLOSED FOR ANY PURPOSE, WITHOUT WRITTEN PERMISSION FROM OMNETICS CONNECTOR CORP.	
DFTM. DGJ	DATE 10-13-11
CHK'D.	DATE
APP'D.	DATE
TITLE: (21) SOCKET FEMALE Bi-Lobe® CONNECTOR	

**OMNETICS**  
CONNECTOR CORPORATION  
7260 COMMERCE CIRCLE EAST  
MINNEAPOLIS, MN 55432  
WWW.OMNETICS.COM

CAGE CODE 61873
DWG NO. A55200-021
SHEET 1 OF 1
SCALE: 3:1
REV E