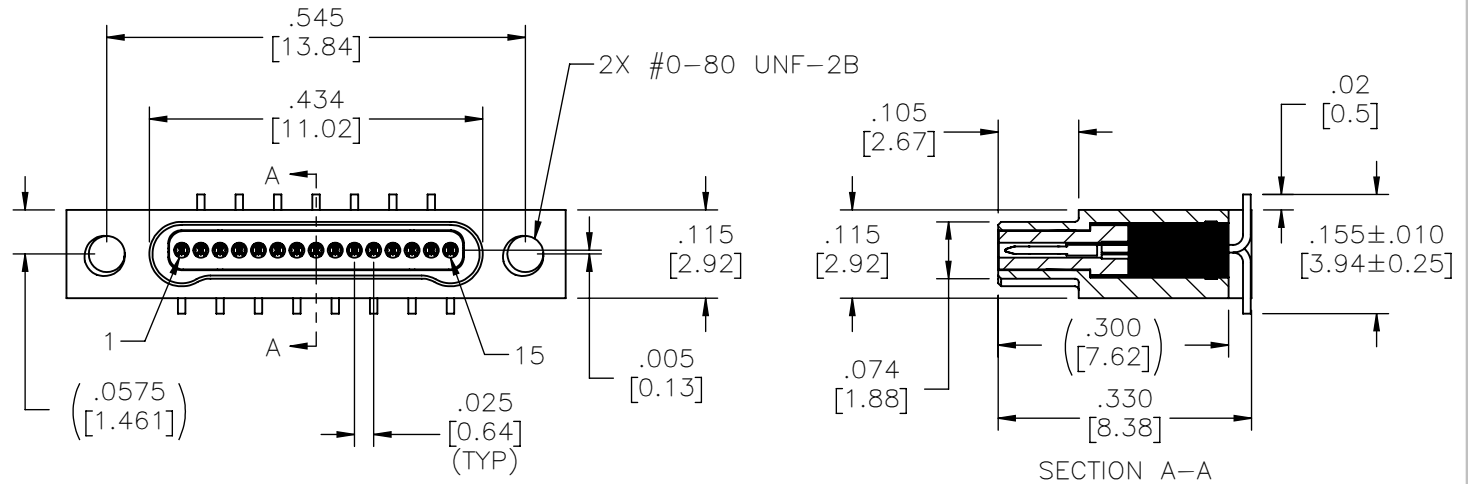


MATERIALS & SPECIFICATIONS

PART NO.	A54200-015	REV	ECO	DATE	APP
		E	100650	06-17-14	TLM

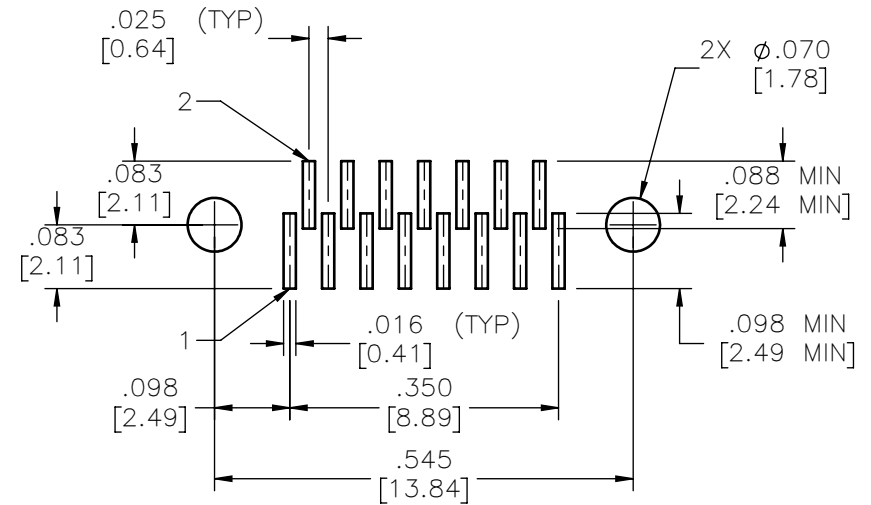
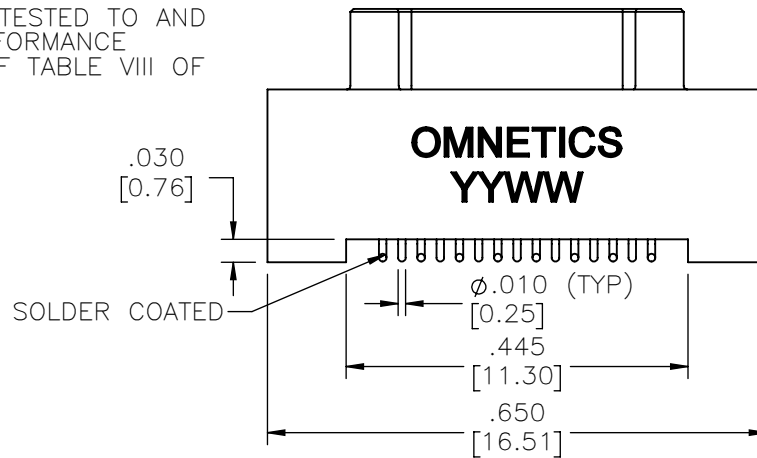
- HOUSING:**
ALUMINUM 6061-T6, NICKEL PLATE PER SAE-AMS-2404
- INSULATOR:**
THERMOPLASTIC PER MIL-DTL-32139
- CONTACT:**
BERYLLIUM COPPER PER ASTM B194, C17200, GOLD PLATED PER ASTM B488, (HARD GOLD) TYPE II CODE C, CLASS 1.27
- TERMINATION:**
COPPER ALLOY PER MIL-DTL-32139. SOLDER COATED WITH SN63A PER J-STD-006 OR AMS-P-81728



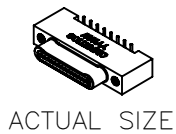
CURRENT RATING:
1 AMP MAX PER MIL-DTL-32139

CONTACT RESISTANCE:
71 MILLIOHM MAX (71mV DROP MAX) @ 1.0 AMPS PER MIL-DTL-32139

PERFORMANCE:
PRODUCT FAMILY TESTED TO AND PASSED THE PERFORMANCE SPECIFICATIONS OF TABLE VIII OF MIL-DTL-32139



SUGGESTED PAD LAYOUT



ACTUAL SIZE

NOTE:

DIMENSIONS IN [] ARE IN MILLIMETERS UNLESS OTHERWISE NOTED AND ARE FOR REFERENCE ONLY

MBS SLDW	THIRD ANGLE
	-TOLERANCES-
	UNLESS OTHERWISE NOTED
	DIMENSIONS IN INCHES
2	PL DEC± .01
3	PL DEC± .005
4	PL DEC± .0005
	ANGLES ± 1°

THIS DRAWING CONTAINS CONFIDENTIAL AND PROPRIETARY INFORMATION WHICH IS THE PROPERTY OF OMNETICS CONNECTOR CORP. THIS DOCUMENT MAY NOT, IN WHOLE OR IN PART, BE DUPLICATED, OR DISCLOSED FOR ANY PURPOSE, WITHOUT WRITTEN PERMISSION FROM OMNETICS CONNECTOR CORP.

DFTM. DGJ	DATE	TITLE:
CHK'D.	10-05-11	(15) PIN MALE
APP'D.		Bi-Lobe® CONNECTOR

OMNETICS
CONNECTOR CORPORATION

7260 COMMERCE CIRCLE EAST
MINNEAPOLIS, MN 55432
WWW.OMNETICS.COM

CAGE CODE	61873
DWG NO.	A54200-015
SHEET 1 OF 1	REV E
SCALE:	4:1