

# MATERIALS & SPECIFICATIONS

PART NO.	A29600-037	REV	ECO	DATE	APP
		F	96567	03-15-10	TLM

**HOUSING:**  
ALUMINUM 6061-T6, NICKEL  
PLATE PER AMS-C-26074

**INSULATOR:**  
LIQUID CRYSTAL POLYMER (LCP)  
PER ASTM D5138

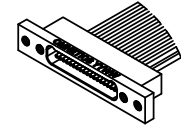
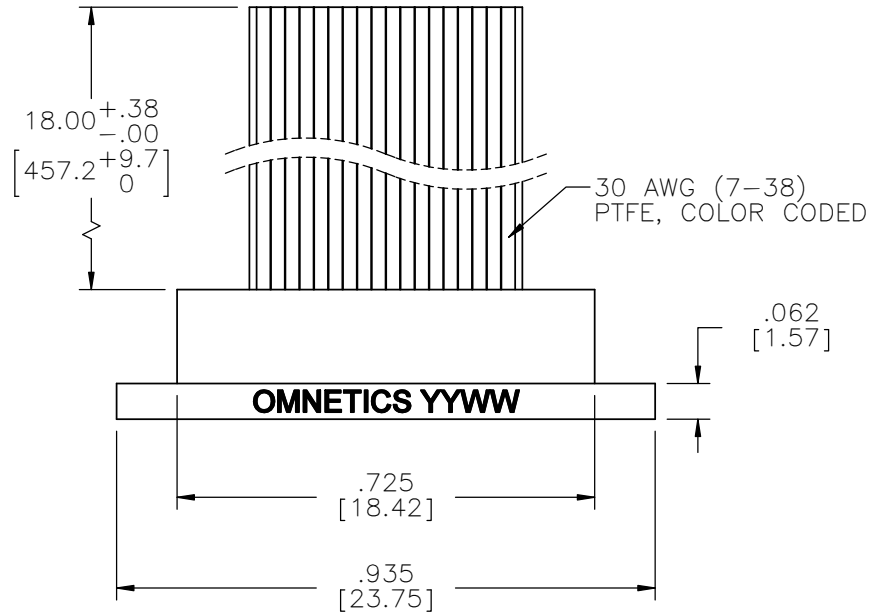
**CONTACTS:**  
COPPER ALLOY PER MIL-DTL-  
32139, GOLD PLATED PER ASTM  
B488, (HARD GOLD) TYPE II  
CODE C, CLASS 1.27

**WIRE:**  
NEMA HP3 TYPE ET, COLOR  
CODED IAW MIL-STD-681,  
SYSTEM 1, USING TEN SOLID  
REPEATING COLORS

**CURRENT RATING:**  
1 AMP MAX PER MIL-DTL-32139

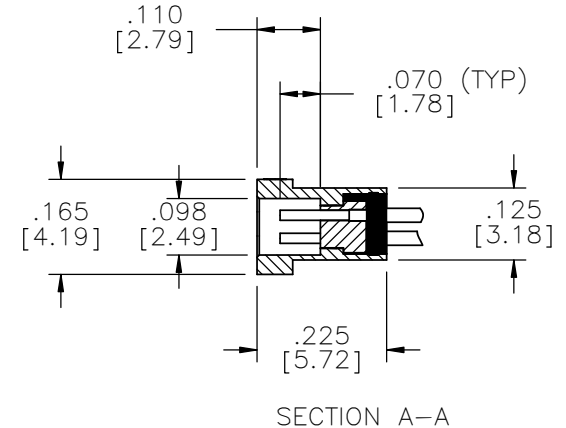
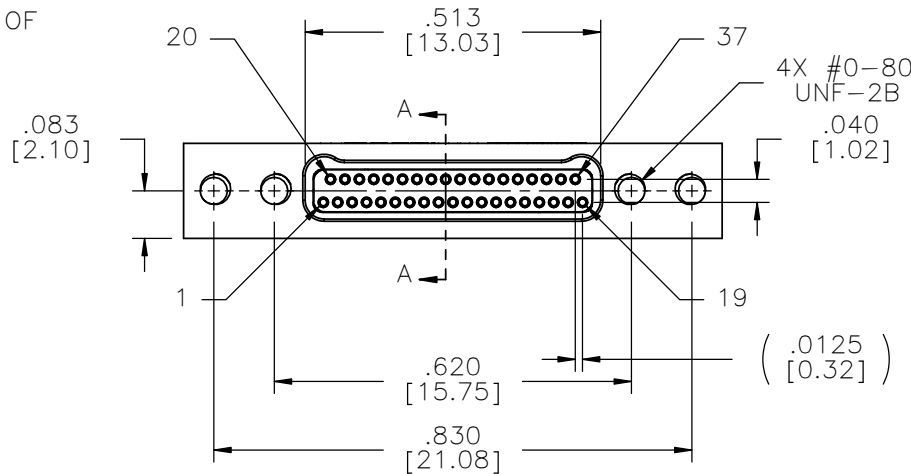
**CONTACT RESISTANCE:**  
71 MILLIOHM MAX (71mV DROP  
MAX) @ 1.0 AMPS PER MIL-  
DTL-32139

**PERFORMANCE:**  
PRODUCT FAMILY TESTED TO AND  
PASSED THE PERFORMANCE  
SPECIFICATIONS OF TABLE VIII OF  
MIL-DTL-32139



ACTUAL SIZE  
EXCLUDING WIRE LENGTH

INTERNAL USE ONLY  
SHEET 2 OF 2 IS A  
MFG LOADING DIAGRAM



SOCKET #	COLOR
1, 11, 21, 31	BLACK
2, 12, 22, 32	BROWN
3, 13, 23, 33	RED
4, 14, 24, 34	ORANGE
5, 15, 25, 35	YELLOW
6, 16, 26, 36	GREEN
7, 17, 27, 37	BLUE
8, 18, 28	VIOLET
9, 19, 29	GRAY
10, 20, 30	WHITE

MNSOP SLOW	THIRD ANGLE
	-TOLERANCES-
	UNLESS OTHERWISE NOTED
	DIMENSIONS IN INCHES
	2 PL DEC ± .01
3 PL DEC ± .005	
4 PL DEC ± .0005	
ANGLES ± 1°	

THIS DRAWING CONTAINS CONFIDENTIAL AND PROPRIETARY INFORMATION WHICH IS THE PROPERTY OF OMNETICS CONNECTOR CORP. THIS DOCUMENT MAY NOT, IN WHOLE OR IN PART, BE DUPLICATED, OR DISCLOSED FOR ANY PURPOSE, WITHOUT WRITTEN PERMISSION FROM OMNETICS CONNECTOR CORP.	
DFTM. AAS	DATE 05-14-04
CHK'D.	DATE
APP'D.	DATE
TITLE: (37) SOCKET FEMALE Bi-Lobe® CONNECTOR	

**OMNETICS**  
CONNECTOR CORPORATION  
7260 COMMERCE CIRCLE EAST  
MINNEAPOLIS, MN 55432  
WWW.OMNETICS.COM

CAGE CODE 61873	
DWG NO. A29600-037	
SHEET 1 OF 2	REV F
SCALE: 3:1	