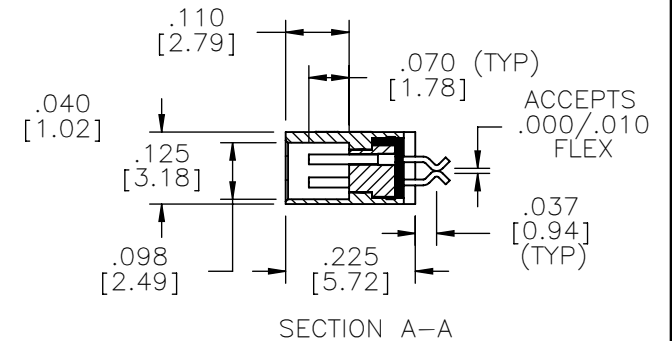
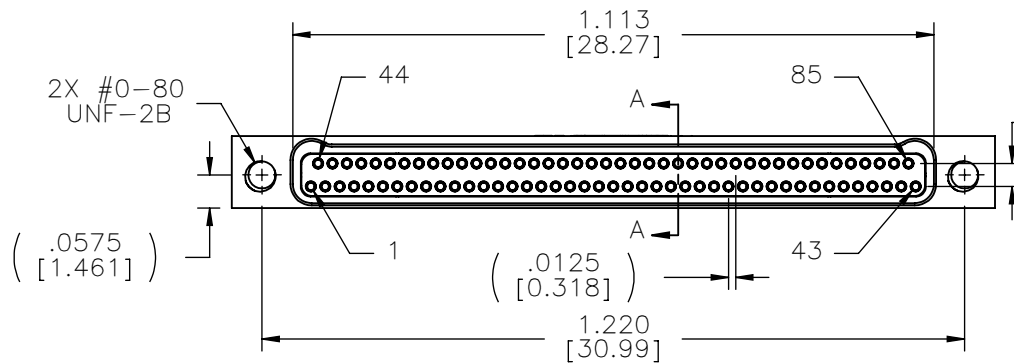
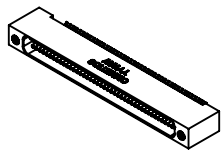
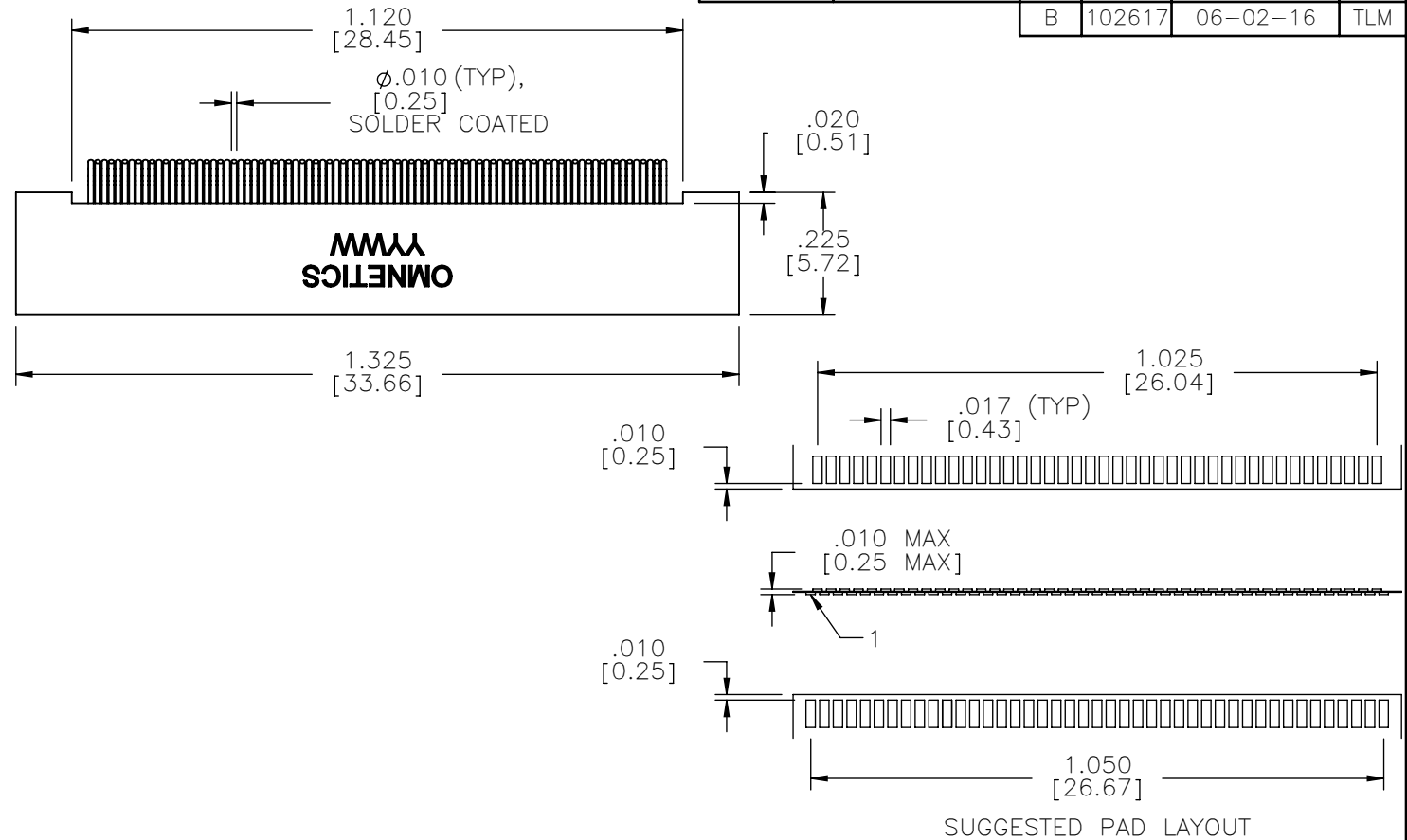


**MATERIALS & SPECIFICATIONS**

- HOUSING:**  
ALUMINUM 6061-T6, NICKEL PLATE PER SAE-AMS-2404
- INSULATOR:**  
LIQUID CRYSTAL POLYMER (LCP) PER ASTM D5138
- CONTACTS:**  
COPPER ALLOY PER MIL-DTL-32139, GOLD PLATED PER ASTM B488, (HARD GOLD) TYPE II CODE C, CLASS 1.27
- TERMINATION:**  
SOLDER COATED WITH SN63A PER J-STD-006
- CURRENT RATING:**  
1 AMP MAX PER MIL-DTL-32139
- CONTACT RESISTANCE:**  
71 MILLIOHM MAX (71mV DROP MAX) @ 1.0 AMPS PER MIL-DTL-32139
- PERFORMANCE:**  
PRODUCT FAMILY TESTED TO AND PASSED THE PERFORMANCE SPECIFICATIONS OF TABLE VIII OF MIL-DTL-32139

|          |            |     |        |          |     |
|----------|------------|-----|--------|----------|-----|
| PART NO. | A29300-085 | REV | ECO    | DATE     | APP |
|          |            | B   | 102617 | 06-02-16 | TLM |



**NOTE:**  
DIMENSIONS IN [ ] ARE IN MILLIMETERS UNLESS OTHERWISE NOTED AND ARE FOR REFERENCE ONLY

|           |                        |
|-----------|------------------------|
| MATERIALS | THIRD ANGLE            |
|           | -TOLERANCES-           |
|           | UNLESS OTHERWISE NOTED |
|           | DIMENSIONS IN INCHES   |
| METHODS   | 2 PL DEC ± .01         |
|           | 3 PL DEC ± .005        |
|           | 4 PL DEC ± .0005       |
|           | ANGLES ± 1°            |

|  |               |
|--|---------------|
| THIS DRAWING CONTAINS CONFIDENTIAL AND PROPRIETARY INFORMATION WHICH IS THE PROPERTY OF OMNETICS CONNECTOR CORP. THIS DOCUMENT MAY NOT, IN WHOLE OR IN PART, BE DUPLICATED, OR DISCLOSED FOR ANY PURPOSE, WITHOUT WRITTEN PERMISSION FROM OMNETICS CONNECTOR CORP. |               |
| DFTM. DGJ  | DATE 07-13-11 |
| CHK'D.   | DATE          |
| APP'D.   | DATE          |
| TITLE: (85) SOCKET FEMALE Bi-Lobe® CONNECTOR   |               |

**OMNETICS**  
CONNECTOR CORPORATION  
7260 COMMERCE CIRCLE EAST  
MINNEAPOLIS, MN 55432  
WWW.OMNETICS.COM

|                    |       |
|--------------------|-------|
| CAGE CODE 61873    |       |
| DWG NO. A29300-085 |       |
| SHEET 1 OF 1       | REV B |
| SCALE: 3:1         |       |