

MATERIALS & SPECIFICATIONS

PART NO.	A 79038-001	REV	ECO	DATE	APP
		B	99105	12-07-12	TLM

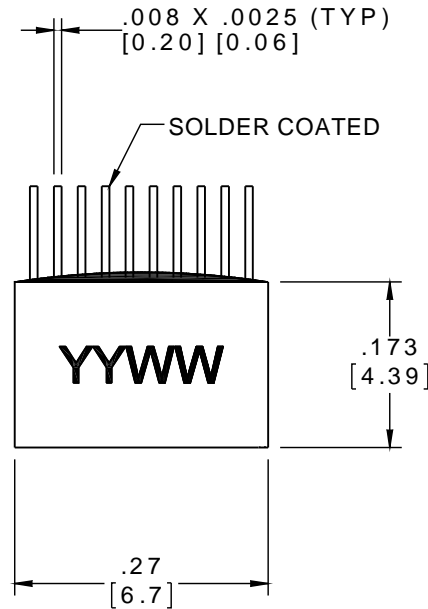
INSULATOR:
 THERMOPLASTIC PER MIL-M-24519, TYPE GLCP-30F OR GST-40F NATURAL

CONTACT:
 BERYLLIUM COPPER PER ASTM B194, C17200. GOLD PLATED PER ASTM B488, (HARD GOLD) TYPE II CODE C CLASS 1.27

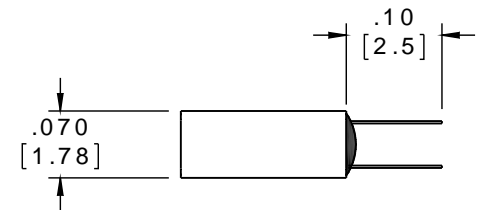
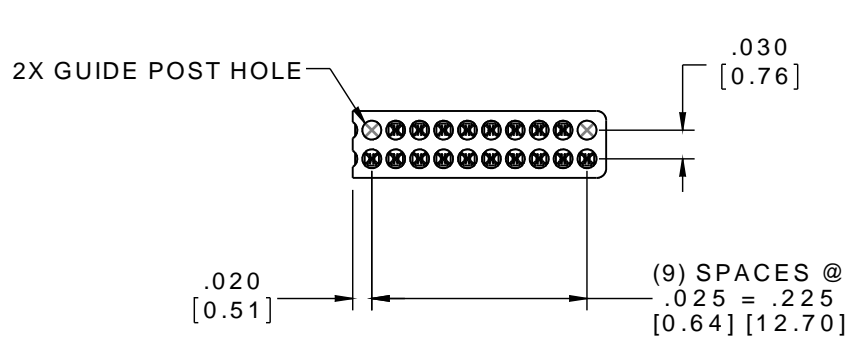
TERMINATION:
 SOLDER COATED PER J-STD-006 OR PLATED PER AMS-P-81728

CURRENT CAPACITY:
 1 AMP MAX PER MIL-DTL-32139

CONTACT RESISTANCE:
 71 MILLIOHMS (71mV) MAX @ 1.0 AMPS PER MIL-DTL-32139



ACTUAL SIZE



NOTE:
 DIMENSIONS IN [] ARE IN MILLIMETERS UNLESS OTHERWISE NOTED AND ARE FOR REFERENCE ONLY

NPD SLDW	THIRD ANGLE
	-TOLERANCES-
	UNLESS OTHERWISE NOTED
	DIMENSIONS IN INCHES
	2 PL DEC ± .01
	3 PL DEC ± .005
	4 PL DEC ± .0005
	ANGLES ± 1°

THIS DRAWING CONTAINS CONFIDENTIAL AND PROPRIETARY INFORMATION WHICH IS THE PROPERTY OF OMNETICS CONNECTOR CORP. THIS DOCUMENT MAY NOT, IN WHOLE OR IN PART, BE DUPLICATED, OR DISCLOSED FOR ANY PURPOSE, WITHOUT WRITTEN PERMISSION FROM OMNETICS CONNECTOR CORP.	
DFTM. TLM	DATE 04-08-09
CHK'D.	DATE
APP'D.	DATE
TITLE: (18) PIN MALE NANO DUAL ROW CONNECTOR W/GUIDE POST HOLES	

OMNETICS
 CONNECTOR CORPORATION
 7260 COMMERCE CIRCLE EAST
 MINNEAPOLIS, MN 55432
 WWW.OMNETICS.COM

CAGE CODE 61873
DWG NO. A79038-001
SHEET 1 OF 1
SCALE: 5:1
REV B